

V AUTODESK® **VAULT**

What's New in Vault 2019

Welcome & Agenda

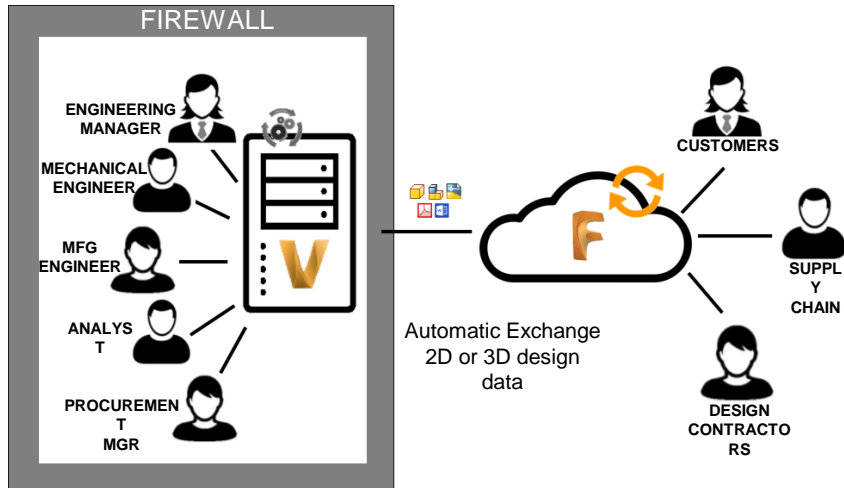
- **Introduction to Vault 2019**
- **Streamlined External Collaboration**
- **Productivity Improvements**
- **Enhanced Administrative Experience**

Autodesk Vault 2019

Autodesk Vault continues to focus on customer-requested enhancements to help engineering teams create and manage their data effectively and efficiently.


The 2019 release includes productivity improvements, enhanced administrative controls, and new options for streamlining collaboration with external customers, suppliers, and consultants.

Autodesk Vault 2019 Summary



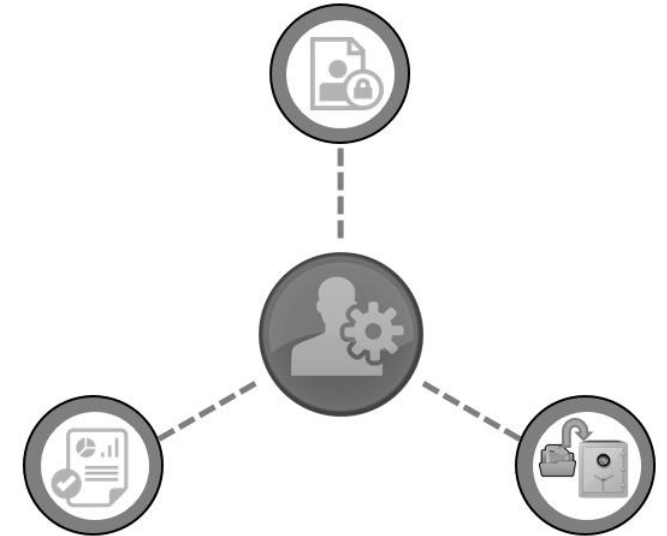
Streamlined External Collaboration

Exchange design information with external collaborators



Productivity Improvements

Increase productivity with design workflow refinements

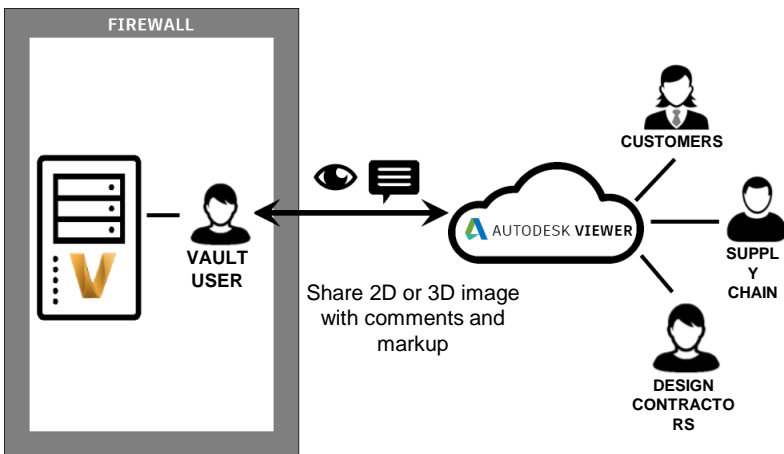


Enhanced Administrative Experience

Expanded user management and administrative tools

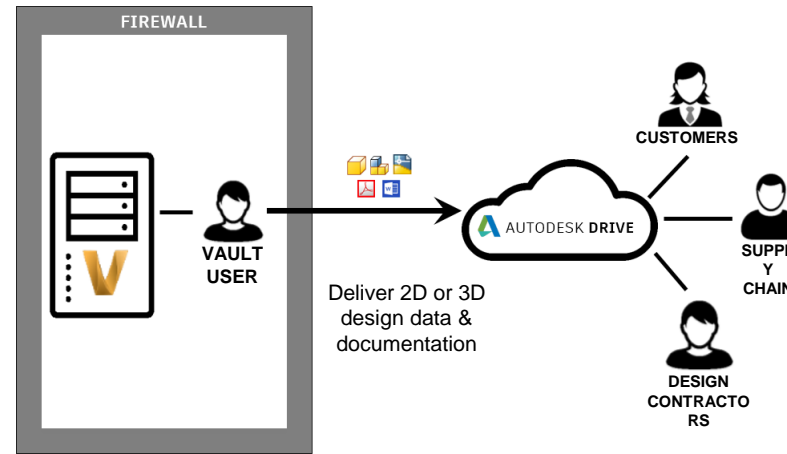
Streamlined External Collaboration

External Collaboration Tools



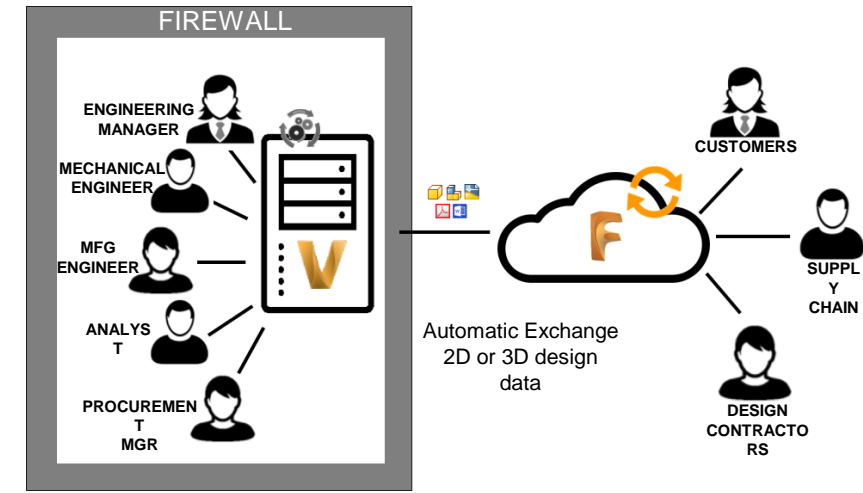
Get Feedback

*Share a visual representation and get feedback quickly and easily using Autodesk Viewer**



Deliver Design Files

*Deliver files to customers and suppliers using Autodesk Drive**



Collaborate On Designs

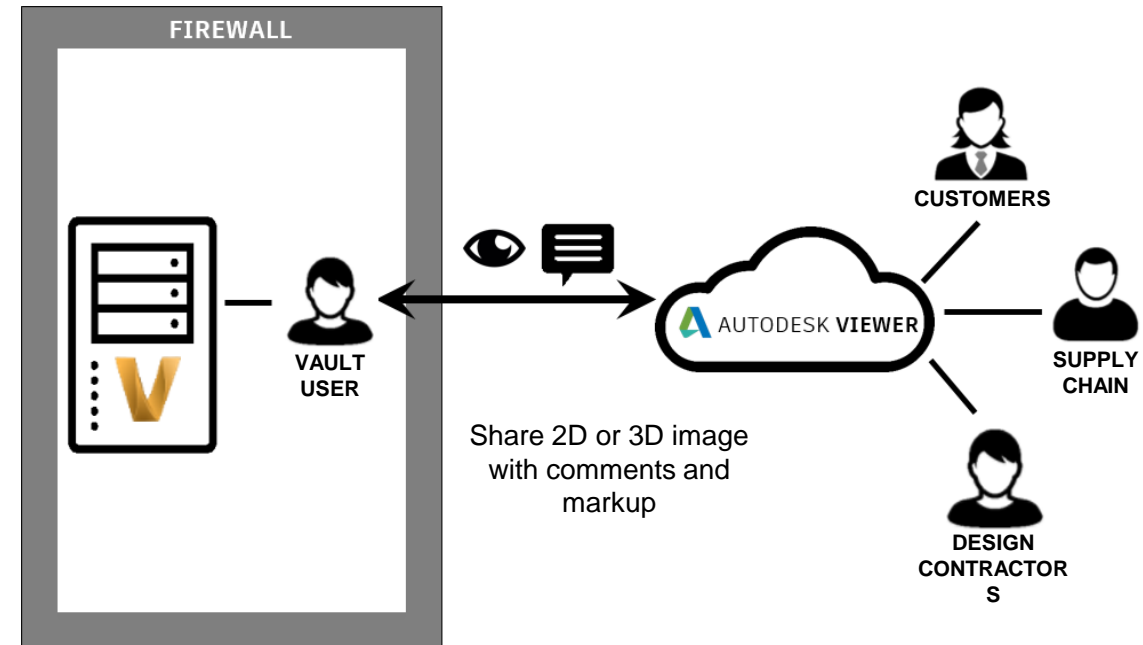
*Automatically exchange select data with external collaborators using Fusion team***

* requires Vault Workgroup and Vault Professional subscriptions

** requires Vault Professional and access to Fusion team

Shared Views – Get Feedback

- Collaborate on a visual representation of your model or design online while your designs are always protected
- All collaborators can view the shared view and add comments in [Autodesk Viewer](#).
- Receive comments and feedback directly inside Vault

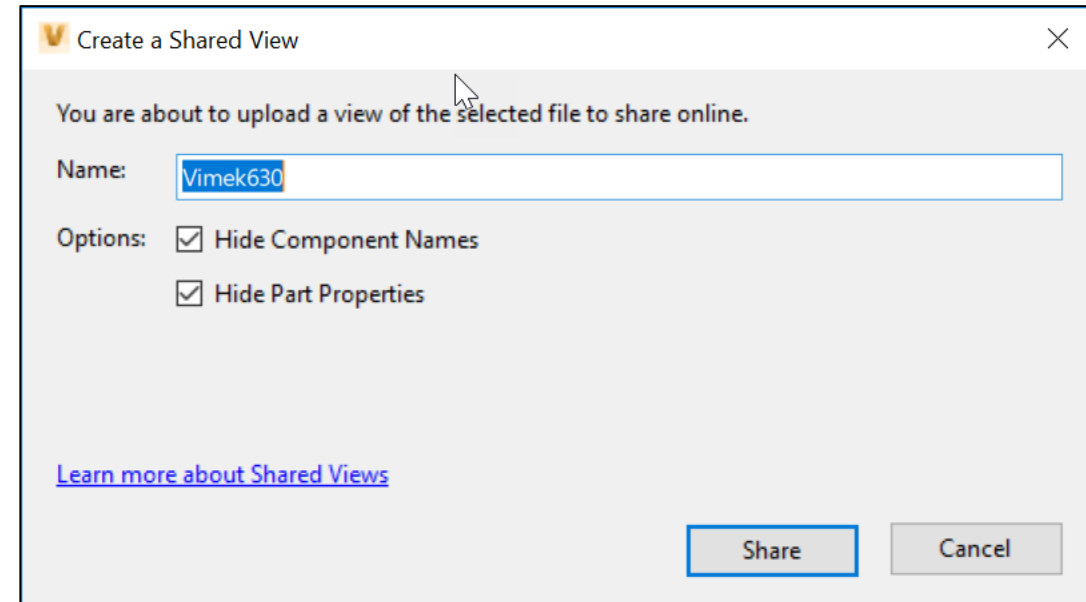


***Note: Please review Autodesk Vault 2018.1 Update
What's new for more details***

Shared Views – Improvements in 2019 Release

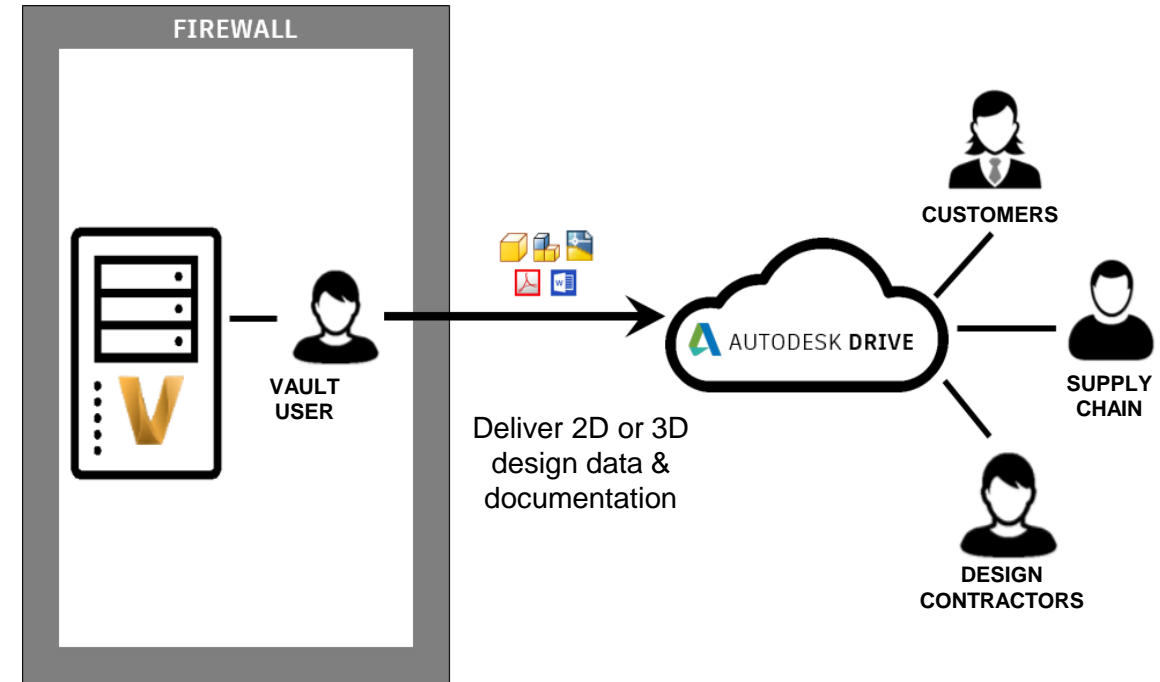
The following enhancements have been made to Shared Views:

- When creating a shared view, publish options for Inventor .ipt and .iam files are now available.
- The Copy Link option is now included in the Upload Completed dialog in case you need to copy it again.

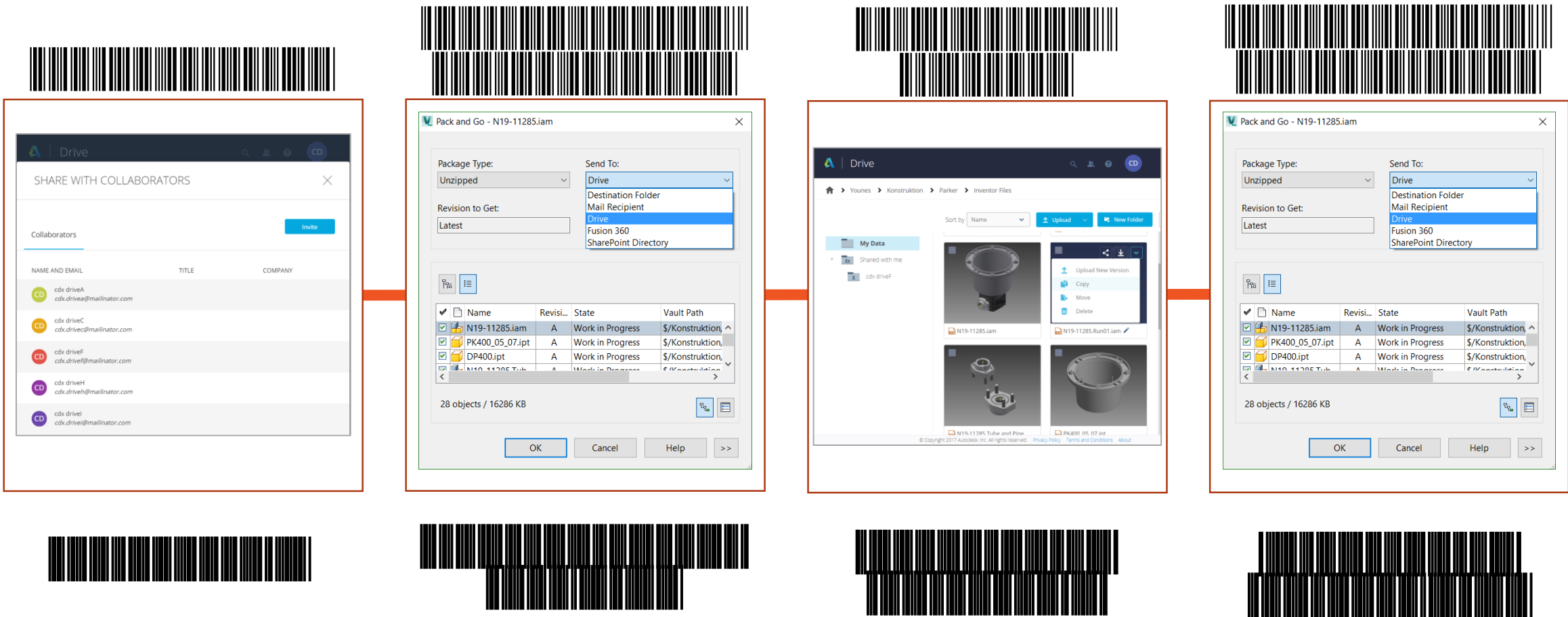


Autodesk Drive – Deliver Design Files

- Extend Pack & Go capability to integrate Autodesk Drive and Fusion Team
- Add Autodesk Drive as subscription benefit for Vault Workgroup and Professional
- Leverage Desktop Connector to handle properly CAD references



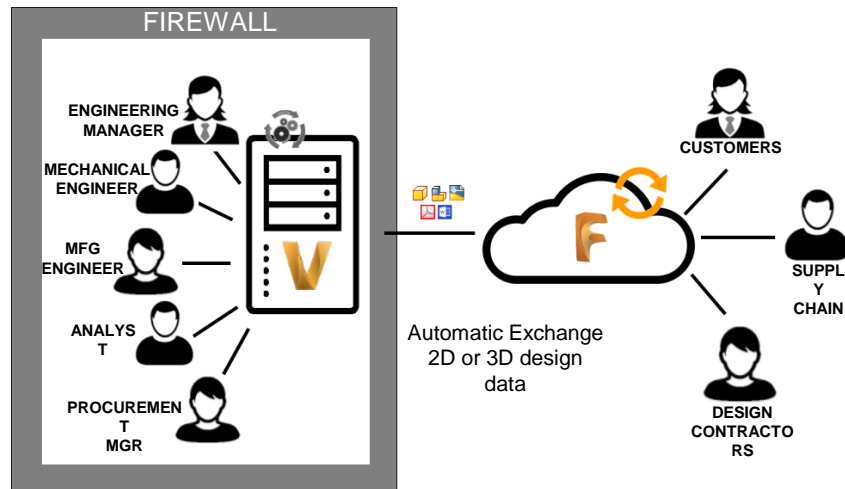
Autodesk Drive – Deliver design Files Workflow



Please see Vault 2018.2 Update What's new for more details

Collaborate on Designs

Automatically exchange select data with external collaborators



Collaboration on Designs – Challenges

- “Need an easy and **triggered** way for design engineers to share project related **up-to-date released** design files with outside suppliers or customers for consumption”
- “We would like to outsource some CAD files and their references to another company so they can **clean up** the assemblies and **create the drawings** and get them back to Vault **w/o lost of any CAD references**”
- “We would like to contract external firms with **design tasks for sub assembly** due to time constraints leveraging available **up-to-date templates and standard components** managed in Vault in cost effective way”



Suppliers

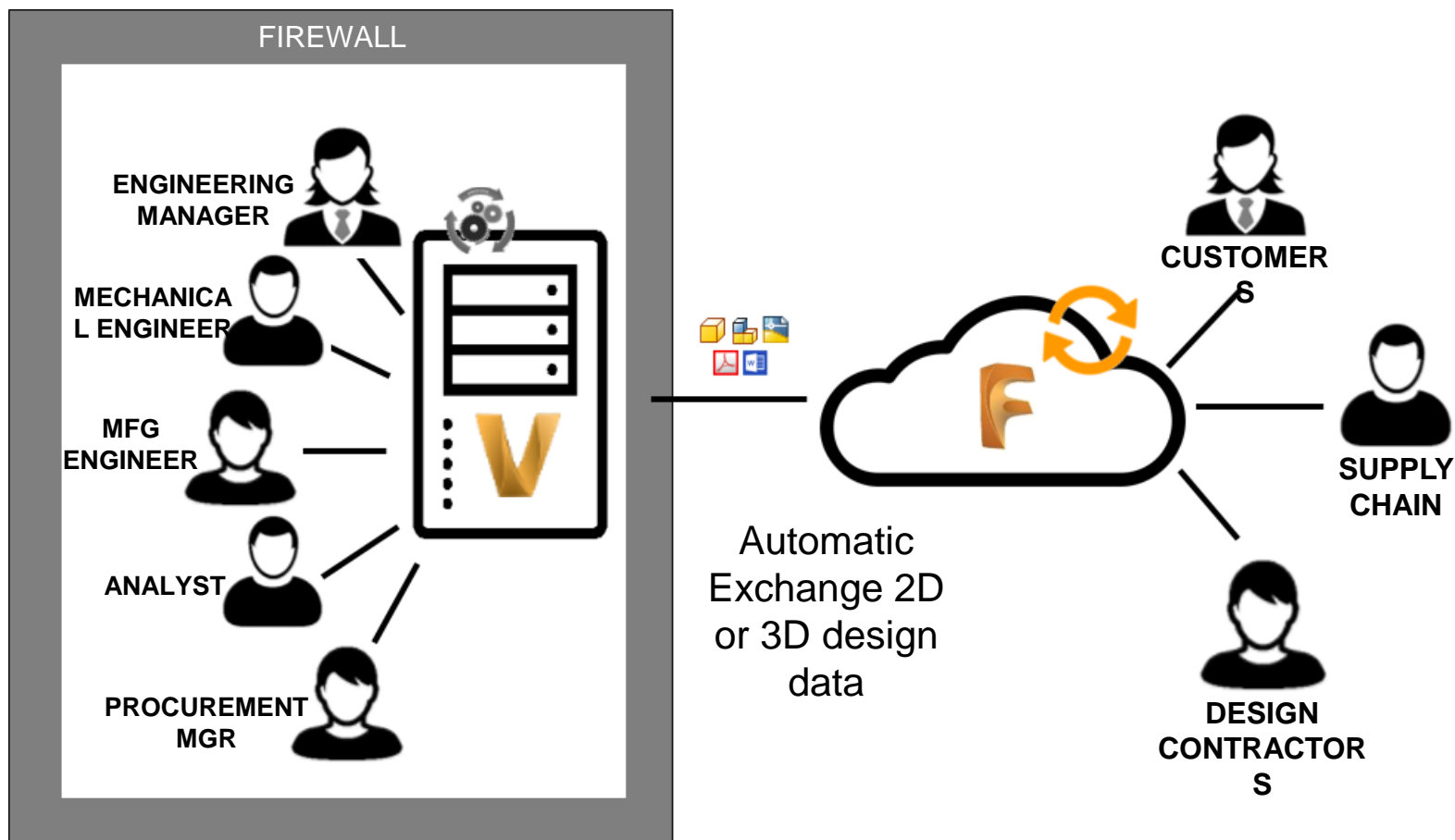


Customers



Design
Contractors

Collaboration on Designs – Project Sync



Inventor Files



N09-02875.iam N09-02875-01.ipt N09-02875-02.ipt N09-05220.ipt N19-1128



N19-30184.Route... N19-30184.Route... N19-30184.Run0... N19-30184.Run0... N19-30184

History Uses Where Used Change Order Preview

Latest Work in Progress

FileName / Revision Status (Historisch) Erstellt von Eingech

PK400_05_07.ipt A Work in Progress Administrator 21.09.20

T7DS-00M0.iam A In Review Administrator 21.09.20

N19-30184.Tube and ... A Work in Progress Administrator 21.09.20

N19-00596.iam A Released Administrator 21.09.2017.1 Released N19-00596

Vault Settings

Files Visualization Behaviors Items Change Orders Collaborate Custom

Options



- ☐ Enforce Unique File Names
- ☐ Disable Check In of Design Files

Find Duplicates

Working Folder



Define Working Folder Options

Define...

PDF Options



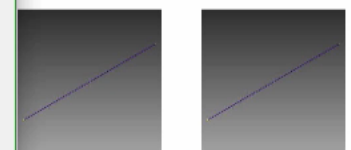
Configure PDF Publishing Options

Options...

Close

Help

Search Inventor Files



N19-30184.Route... N19-30184.Route...



PIPE_N07-04140.i... PIPE_N07-04155.i...

Shared Views



Von: Erstellungsdat

GX620-Dip_Stick.collaboration

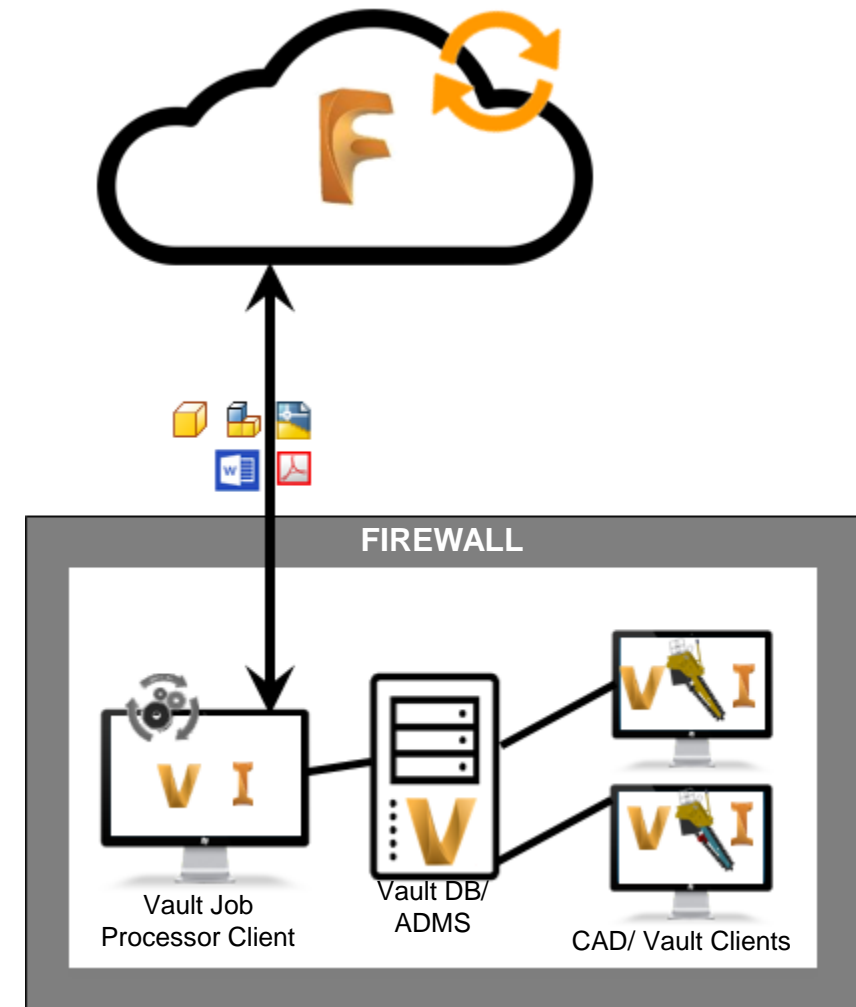
Erstellt am 5. Februar 2018
Läuft ab in 8 Tage

GX620 Housing.collaboration

Erstellt am 5. Februar 2018
Läuft ab in 8 Tage

Collaboration on Designs – Project Sync

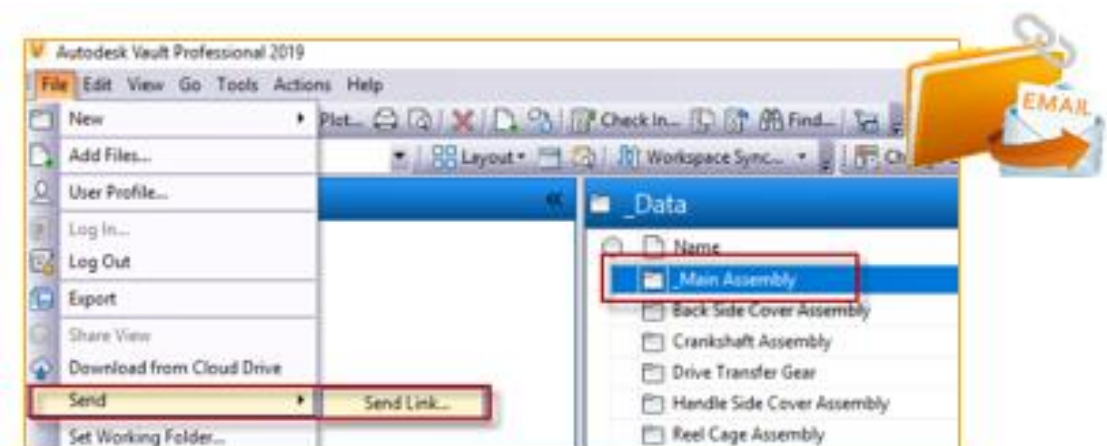
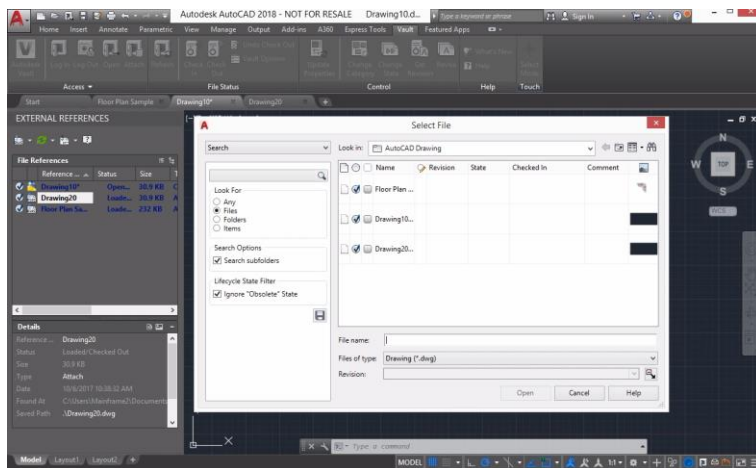
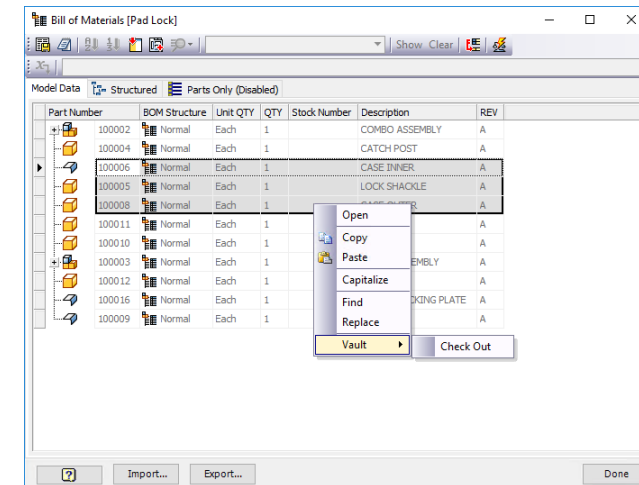
- Bi-directional exchange of CAD documents securely and transparently
- CAD awareness & folder links support
- Share selective data with external collaborators
- Project Sync creates jobs and adds them to the Job Queue to be executed automatically
- Create new Project in Fusion Team & invite collaborators



Productivity Improvements



Reduce Friction for more Productivity

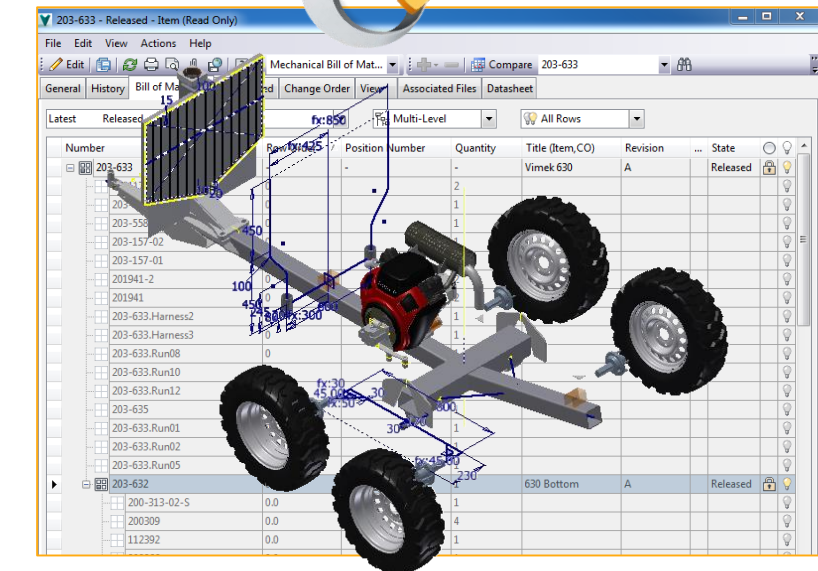
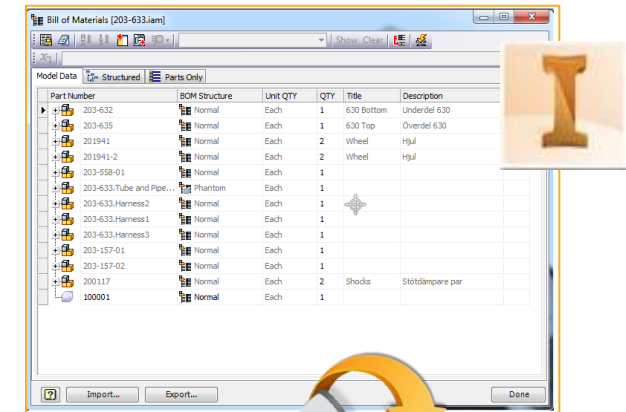
- Check Out command within Inventor BOM
- “Ignore Obsolete State” option prevent users from placing an Obsolete component in AutoCAD and Inventor
- Send Folder Link to share folder content





Recognize Out of Date Vault BOM Data

Easy to recognize out of date BOM data

- Add a new property for Items to identify BOM sync status
 -  Current
 -  Out-of-date
 - Not available
- Search on property
- Select out-of-date Items and update them



Item Master				
Search Item Master				
Number	Revision	State	Title (Item,CO)	
100002	A	Work in Progress	Hallow Item World 2	
100001	A	Work in Progress	Hallow Item World 1	

More Flexibility for Thin Client and internal Collaboration

Option to show only the latest version in the History tab within the Thin Client to make sure team members outside engineering access the latest released version

File and Item Display Settings

Filters to limit the types of data that are displayed

Items

☒ Released items

History

☐ Latest version

Bill of Materials

☒ ON rows ☐ OFF rows ☐ Both rows

Files

☒ Released file versions

History

☐ Latest version

Sort By Version



T7DS-00M0 (Cartridge, Vane Pu...
Version: 7
Revision: B
Status (Historisch): Released
Erstellt von: Administrator
Eingecheck: 13.12.2017 17:08
Kommentar: Erstausgabe



T7DS-00M0 (Cartridge, Vane Pu...
Version: 3
Revision: A
Status (Historisch): Released
Erstellt von: Administrator
Eingecheck: 20.09.2017 12:58
Kommentar: Erstausgabe

Showing 2 of 2

File and Item Display Settings

Filters to limit the types of data that are displayed

Items

☒ Released items

History

☐ Latest version

Bill of Materials

☒ ON rows ☐ OFF rows ☐ Both rows

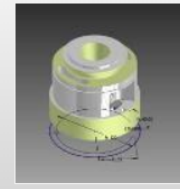
Files

☒ Released file versions

History

☒ Latest version

Sort By Version

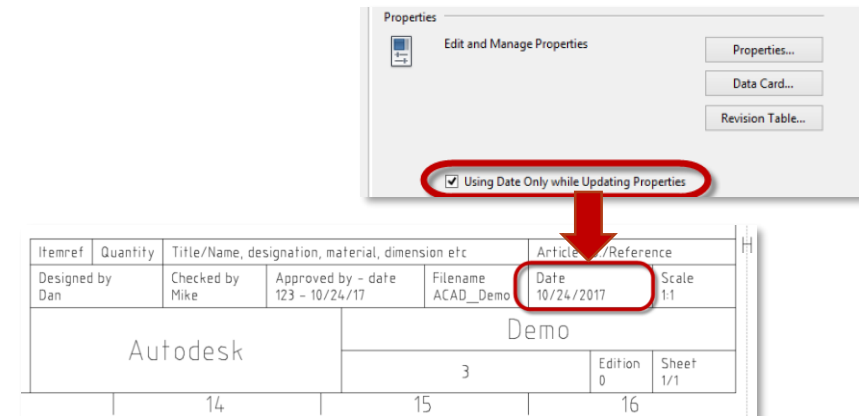
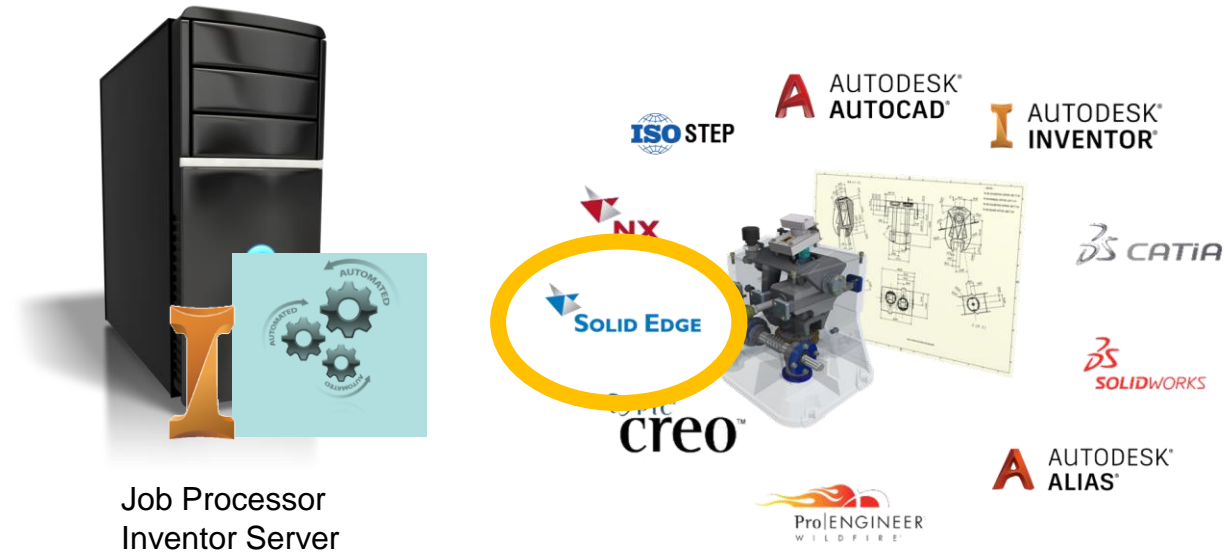


T7DS-00M0 (Cartridge, Vane Pu...
Version: 7
Revision: B
Status (Historisch): Released
Erstellt von: Administrator
Eingecheck: 13.12.2017 17:08
Kommentar: Erstausgabe

Showing 1 of 1

Productivity Improvements Introduced in 2018 Update

- Faster jobs processing through integration of Inventor Server into the Job Processor
- Several Job Queue usability enhancements
- Vault supports AnyCAD for SolidEdge
- Option to show Only Date without Time in AutoCAD Title Blocks



Enhanced Administrative Experience

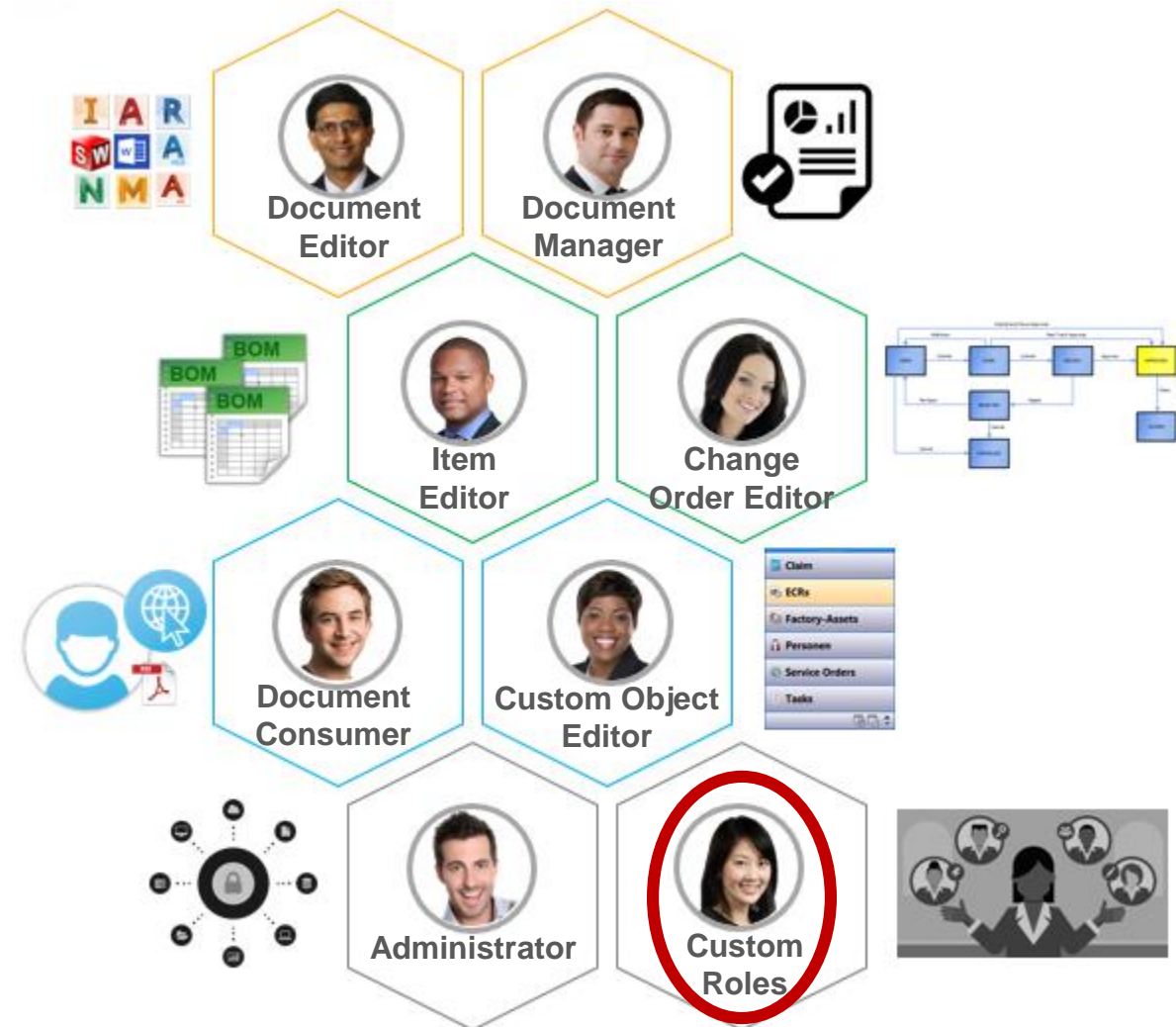
Administrative Experience – Custom Roles

Create custom roles beyond existing roles to control permissions the way you want

- Copy Existing Roles
- Edit Custom Roles
- Delete Roles

The 'New Role' dialog box is shown with the following details:

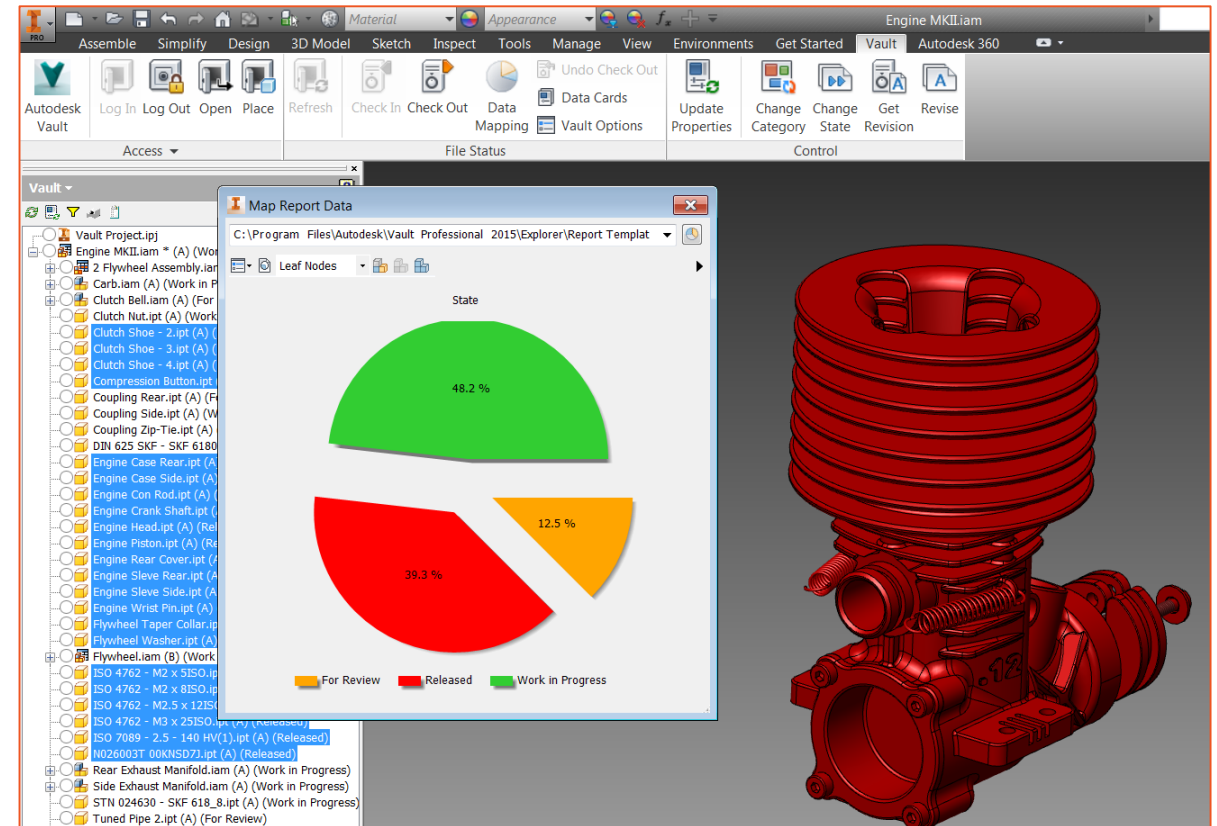
- Name:** Copy of Custom Object Consumer
- Description:** Read-only control over Custom Objects
- Assign Permissions:**
 - Available Permissions:**
 - Access Cloaked Objects
 - ACL Read
 - ACL Write
 - Administer Visualization Watermark
 - Administrator User Read
 - Administrator User Update
 - Auto File Naming Scheme Update
 - Change Order Administer Number
 - Change Order Create
 - Change Order Delete Conditional
 - Change Order Delete Unconditional
 - Change Order Edit
 - Change Order Participate
 - Change Order Read
 - Change Order Restricted Change
 - Selected Permissions:**
 - Custom Entity Read
 - Vault Get Options
- Buttons:** Add->, <-Remove, OK, Cancel, Help



Administrative Experience – Report Templates

Remove any barriers to create, manage and run reports

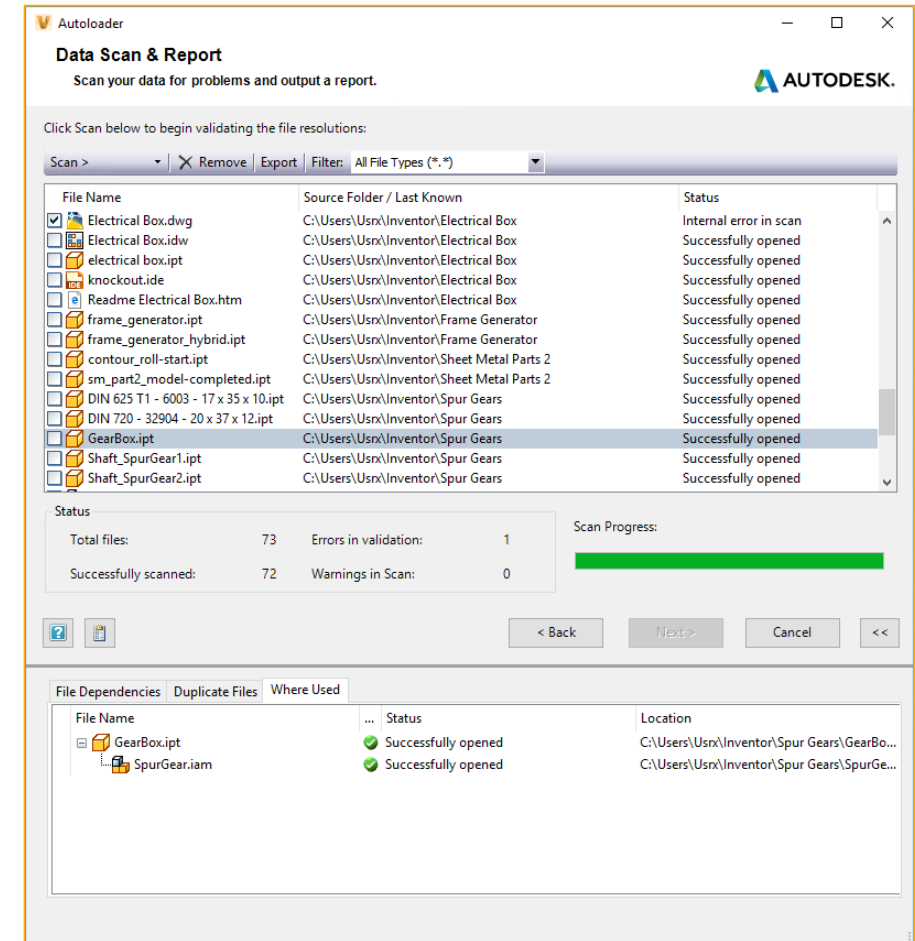
- Support Microsoft Report Viewer 2015 Runtime
- Migrated all reports templates to support the new version
- Update Vault Client and Inventor add-in controls to use the new report viewer



Administrative Experience – Autoloader Enhancements

Easily add CAD files on regular basis into the Vault and speed up the upload process

- Add new “Where Used” Tab to the UI
- Filter list options (Static list) to easily find out and fix failures
- Upload status indicates the progress by number of files uploaded
- Flexible role to run Autoloader



Make your voice heard



||| [Vault Feedback Community](https://beta.autodesk.com/)

<https://beta.autodesk.com/>

||| [Vault Ideas Page](#)

Welcome to the Autodesk Feedback Community!

Participate in technology previews, beta programs, and other feedback opportunities to influence the future of Autodesk products. [Learn more](#)

Create Account

Sign In

[Trouble Logging In?](#)

 **AUTODESK.** COMMUNITY

SEARCH

[Advanced Search](#)

[FORUMS](#) | [IDEAS](#)

[Browse by product](#) ▼

[Autodesk Community](#) : [Vault](#) : [Ideas](#) : [Top Ideas](#)



Vault Ideas

Share ideas for future product features directly with the Vault team and collaborate on existing suggestions with your peers.

Q&A

Thank You



Learn More



Contact your Autodesk Authorized Reseller



www.autodesk.com/resellers



Autodesk Vault



<http://www.autodesk.com/products/vault-family>



Presenter Information



First/Last Name



Title



Email



Twitter/facebook/LinkedIn



Autodesk and the Autodesk logo are registered trademarks or trademarks of Autodesk, Inc., and/or its subsidiaries and/or affiliates in the USA and/or other countries. All other brand names, product names, or trademarks belong to their respective holders. Autodesk reserves the right to alter product and services offerings, and specifications and pricing at any time without notice, and is not responsible for typographical or graphical errors that may appear in this document.

© 2017 Autodesk. All rights reserved.